


Josies Luxus-Alltagsmasken-Anleitung (ExtraFilter einsetzbar)

1



Gut ist dünner, dichtgewebter Baumwollstoff
(unbedingt 100% Baumwolle).

2



3



4



5




6




9




7




8



10



11




12




13



14



15



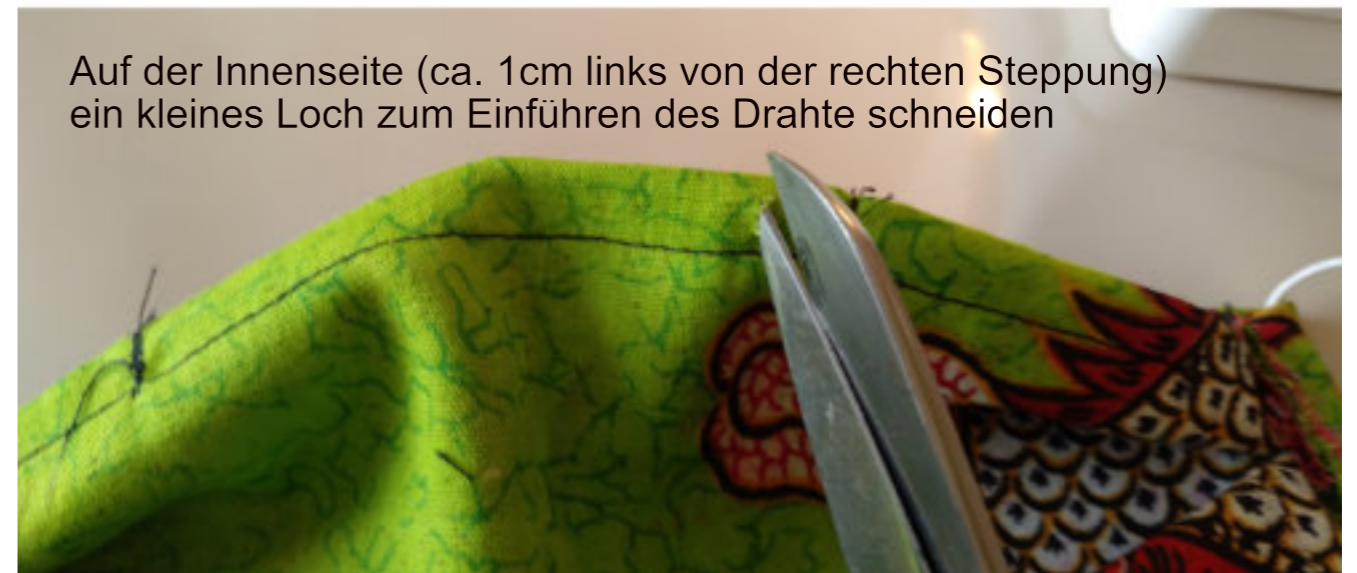
16





17



Auf der Innenseite (ca. 1cm links von der rechten Steppung)
ein kleines Loch zum Einführen des Drahte schneiden





Das Einführen des Drahtes erfordert etwas Friemelei und Gezerre, ist aber machbar

Jetzt noch den Draht zurechtbiegen. FERTIG!

